



OVERVIEW

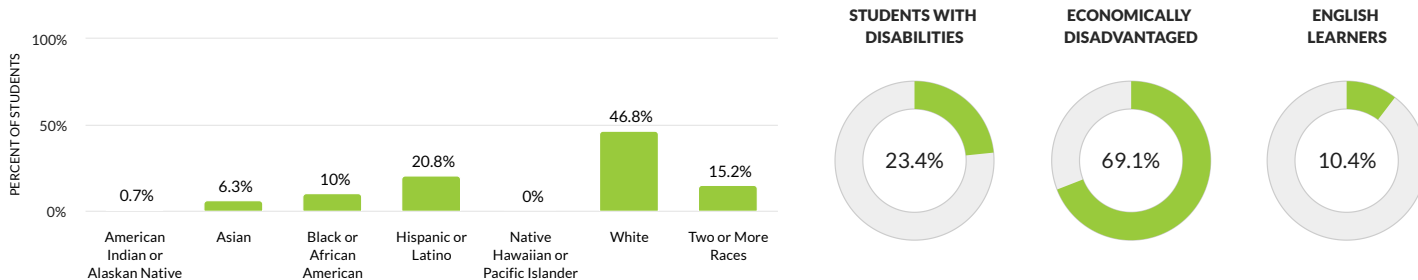
School Details

Grades : K4-5
Enrollment : 269
Percent open enrollment : 7.1%

The Menasha Joint School District believes in reaching every student every day. All staff share a commitment to equity and inclusive instructional practices to ensure that all students achieve academic success and develop emotional intelligence. We believe that student success is not determined or limited by race, family income, native language, gender, disability, or area of residence.

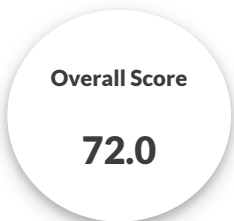
The statement above is provided by the school. It is not an evaluation by the Wisconsin DPI.

Student Groups



Score Summary

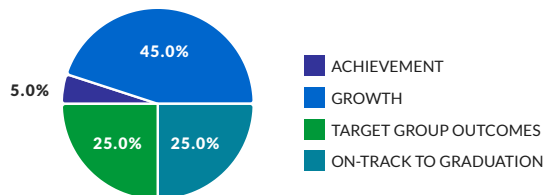
! Please use caution when interpreting scores and ratings. Multiple years of data impacted by the COVID-19 pandemic are used throughout the report card. Also, see <https://dpi.wi.gov/accountability/resources>.



Exceeds Expectations




PRIORITY AREA WEIGHTS




Priority Area Scores

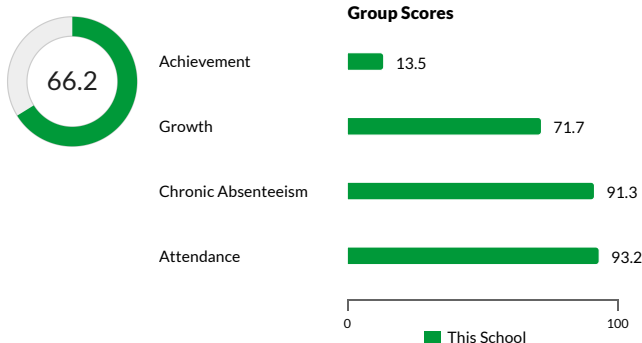
ACHIEVEMENT



GROWTH



TARGET GROUP OUTCOMES



ON-TRACK TO GRADUATION

